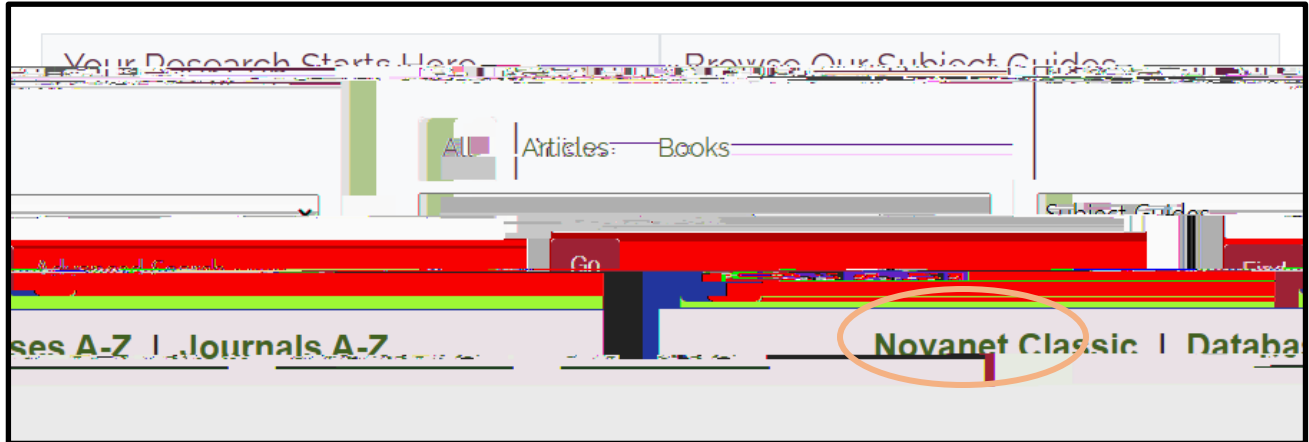



How to Find Journal Articles: A Brief Guide

Use the Journals A-Z link on the Library's homepage to quickly determine whether or not the Library owns a particular journal, and the volumes or years of coverage that are available.

Step 1: Click on the **Journals A-Z** link on the Library's homepage:




Step 2: This will take you to the **Journals A-Z** page. Enter the title of the journal, magazine, or newspaper that you are looking for (e.g., *Harvard Business Review*).



Step 3: If you find the journal you are looking for, click on its title to view availability information. In our example below, *Harvard Business Review* is available in microform and online.





Step 6: To locate a specific article, click on the link for the year/volume/issue that you need. For example, to find the full text of the article cited below, click on **2021**, then **Vol. 99, Issue 6**:

Ignatius, A. (2021). Your projects are your future. *Harvard Business Review*, 99(6), 10.

Step 7: A list of the articles contained in vol. 99, issue 6 of the journal will appear on the screen. Locate the title of the article you need, e.g., “Your projects are your future”. You can then select full text in either HTML or PDF format.

Repeat the process above whenever you have an article citation and need to locate a copy